

Corporate Presentation



Member of
**Dow Jones
Sustainability Indices**
Powered by the S&P Global CSA

November 2025

Disclaimer

The information contained in this presentation has been prepared by Grupo Traxión, S.A.B. de C.V. (the "Issuer") only for the purposes indicated herein. This presentation does not contain, nor does it intend to contain, all the information necessary to make any investment decision related to the Issuer and / or any of the securities it issues. Nor should the information contained herein be fully relied upon to make decisions related to any contract, commitment or investment decision. The accuracy, complete content and reliability of such information cannot be guaranteed. Likewise, the presentation has been prepared for the sole purpose of information and may not be considered, nor does it constitute, an offer, invitation or recommendation to acquire, sell or subscribe any security in any jurisdiction; in addition, the information contained herein should not be considered as sufficient to carry out investment activities.

The recipients of this document should not consider the information contained herein as exclusive with respect to the exercise of their own judgment in relation to any investment activity. The suitability and convenience of each investment in the securities issued by the Issuer must be evaluated independently by each person, with the understanding, however, that it is recommended that said person obtain legal, tax, accounting and financial advice, before carrying out said investment.

All information and figures contained herein are estimates and are subject to change without notice. The Issuer does not assume any responsibility for any loss or damage derived from the use of all or part of the information and figures contained in this presentation. This presentation includes projections and forward-looking statements, which include estimates of the Issuer's financial and operating performance.

Such forward-looking statements and projections are based on certain current assumptions and expectations regarding future events and trends that may affect the Issuer's business and should not be considered as events that will actually occur. Nor are they guarantees of the future performance of the Issuer. Investors are cautioned that such forward-looking statements and projections are subject to unknown risks, uncertainties, contingencies and other factors, many of which are beyond the control of the Issuer. These and other factors may adversely affect the estimates and budgets on which these forward-looking statements and projections are based. Projections and forward-looking statements speak only as of the date they are made.

The Issuer expressly waives any obligation or commitment to update or review any forward-looking projection or statement, whether as a result of the emergence of new information, future events or for any other reason. The Issuer's independent auditors have not examined or compiled this presentation and offer no guarantee with respect to any information included in this document. As a result of the risks and uncertainties described above, the future events and circumstances discussed in this presentation may not be updated.

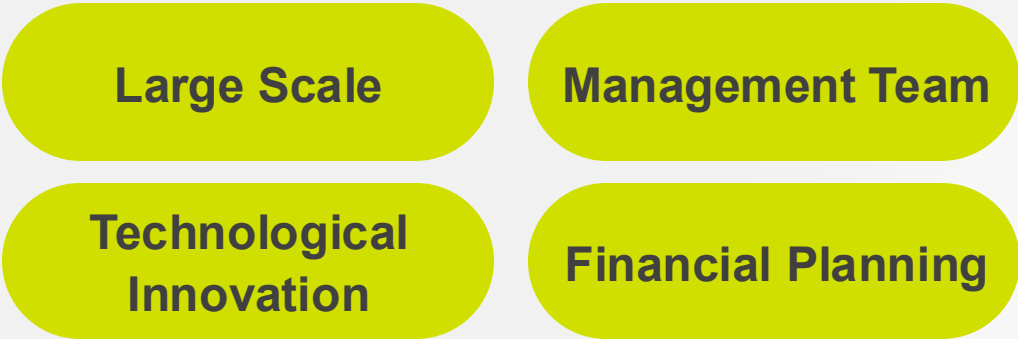

The information included in this presentation may not be reproduced, redistributed, transmitted, or otherwise disclosed, directly or indirectly, to any other person or published, in whole or in part, for any other purpose or in any other circumstance without the prior written consent of the Issuer.



TRAXION at-a-GlanceThe leading one-stop solution for logistics and mobility in Mexico

TRAXION
LIFE IN MOTION

Key Attributes



● Share of Revenue (%) as of 3Q25
● Share of Adjusted EBITDA (%) as of 3Q25

¹ Company information as of 3Q25

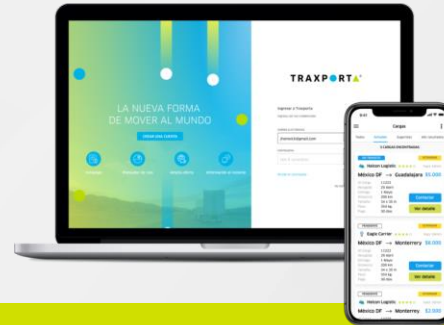
Tech-enabled, fast-growing and integrated logistics ecosystem offering end-to-end solutions across the supply chain supported by differentiating technology



Logistics & Technology Overview



Contract Logistics



Tech-enabled Transportation Broker Platform

TRAXIÓN
LOGISTICS

4PL Supply Chain
Management

3PL +11.2
million sq ft

Intermodal

Last Mile
Solutions B2B

TRAXPORT
by TRAXIÓN



Domestic

Cross-Border

U.S. Destinations

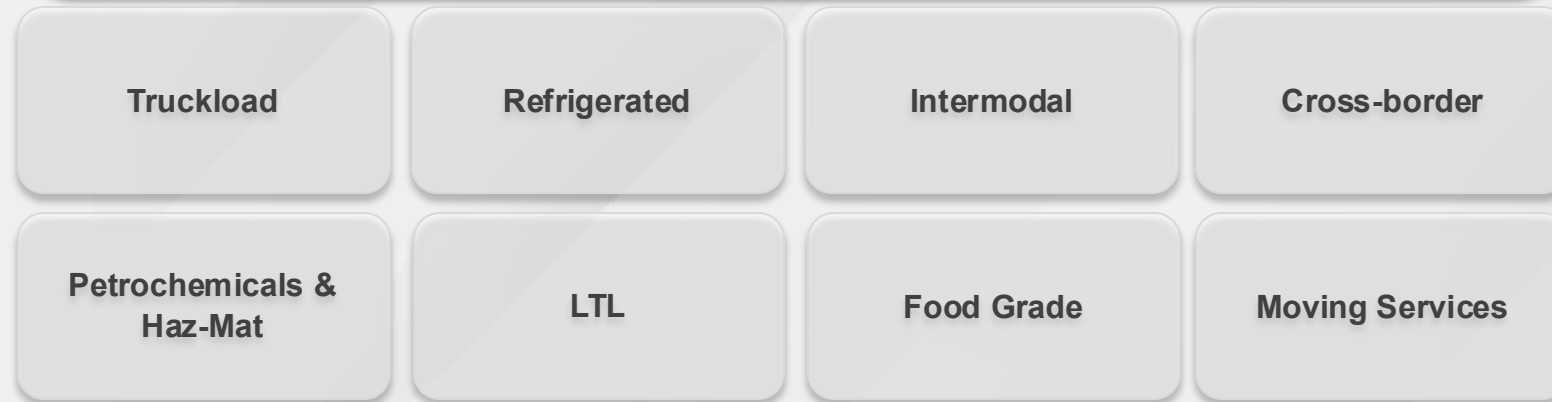
Unique Proprietary
Technology

Unique asset-light business platform



Mobility of Cargo Overview

One of the most complete specialized service portfolio in the industry...



...with superior execution capabilities and technology



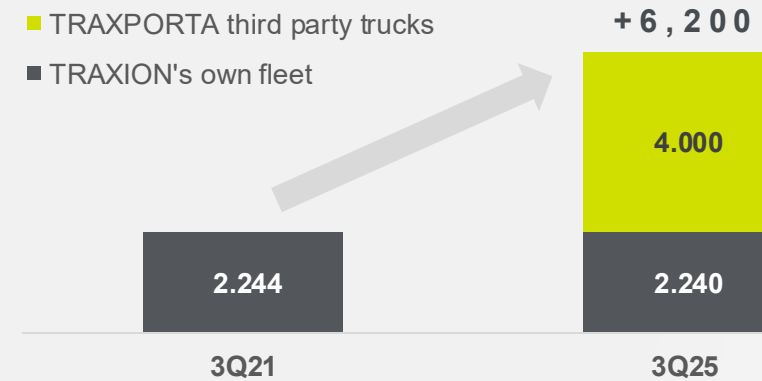
One of the largest fleets in Mexico

+2,240

owned trucks + third-party fleets operated through

TRAXPORT▲
by TRAXIÓN

Cargo capacity by fleet

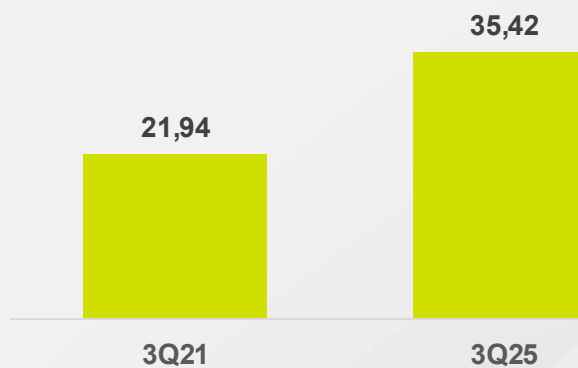


2.78x

Asset-Light

Asset-Based

Revenue / Kilometer



+61%



Mobility of People Overview

Absolute leadership in People mobility with the broadest footprint

Efficient mobility solutions for large companies

People transportation services to and from industrial parks, manufacturing hubs, corporates, and resorts

+25 years of experience in the segment

One of the largest fleets in Mexico:
+8,500 units

+1 million people carried daily (+40,000 trips)

Strong **leadership across Mexico**

Key technological features

Unique control platform

24/7 real-time operation monitor

Route charting software

Advanced telemetric programs

Logistics optimization algorithms

Automated billing dispersion

Tailor-made controls

Artificial intelligence utilization

LIPU-Go—user friendly app

Competitive Advantages

- Long-term contracts, sticky revenue model, low risk
- Large scale, difficult-to-replicate operating platform
- High margins (+25%)
- Predictable cost and expense structure
- Unique technological features
- Double-digit growth

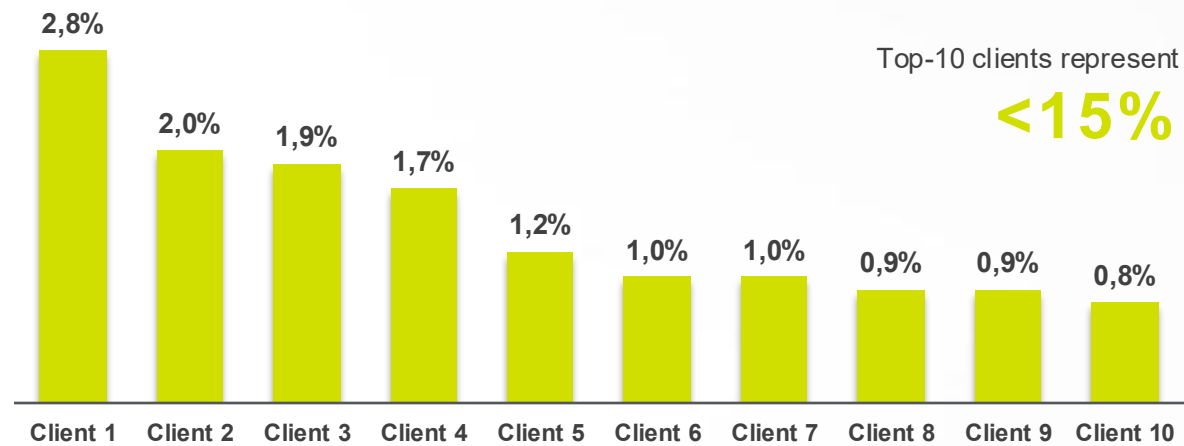
Basic unit economics

- Unit cost: 100K USD
- Unit revenue/year: 100K USD
- EBITDA Margin: ~27%
- Useful lifespan: >15 years
- Residual value: ~25%



Diversified, broad client base with balanced exposure to the fastest-growing industry sectors that provides resiliency in different economic cycles

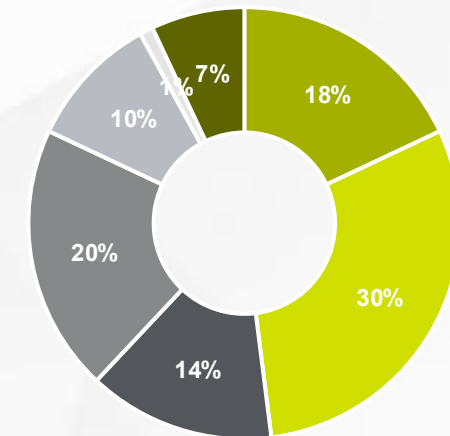
Client Concentration¹



Largest client: <3% of total revenue

Diversified Market Exposure¹

- Pharma, Tourism and Corporate
- Retail
- Automotive
- Industrial
- E-commerce
- Education
- Electronics



Revenue is diversified across seven major industries

Constantly analyzing our customers' profitability to allocate resources to most profitable relationships¹

+25 years

average relationships with our largest clients

3-4 years

average life of contracts

95%

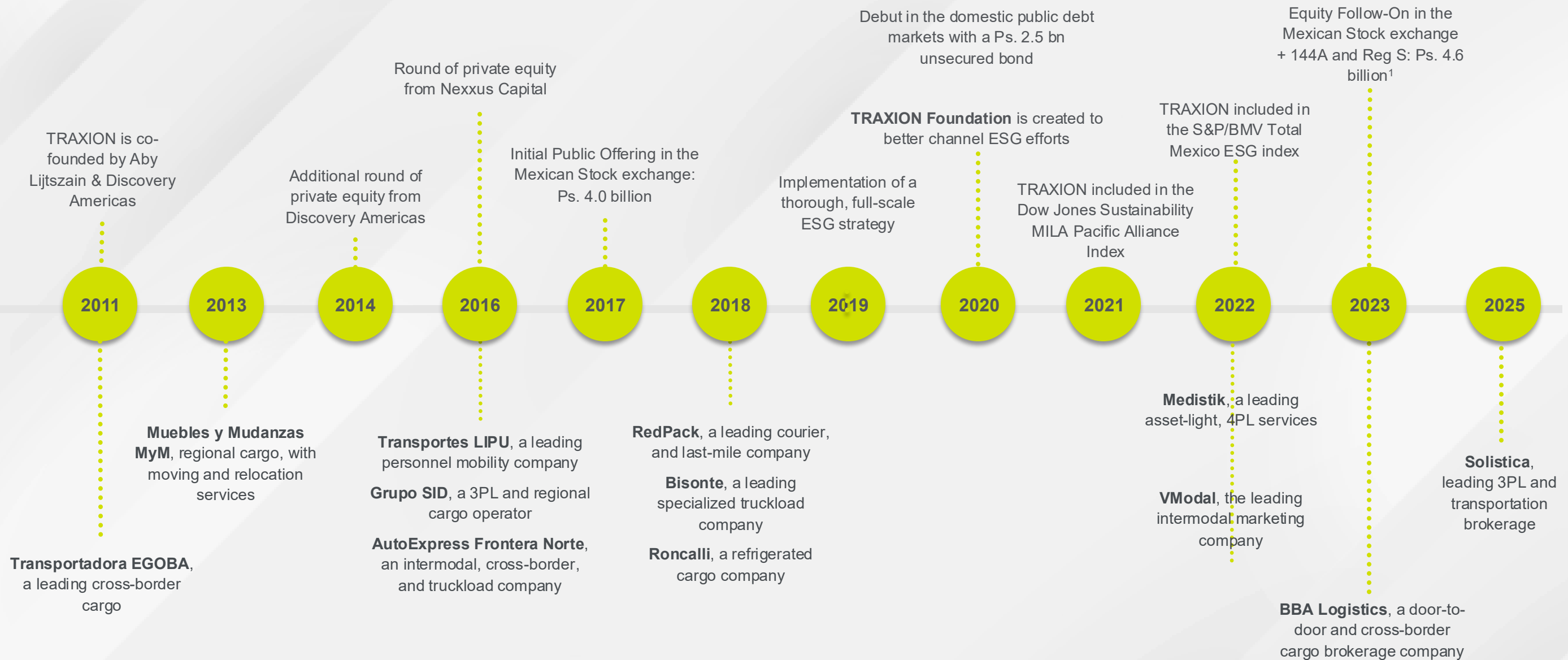
of renewal rates



Proven track record of inorganic growth and compelling equity story

Equity Story

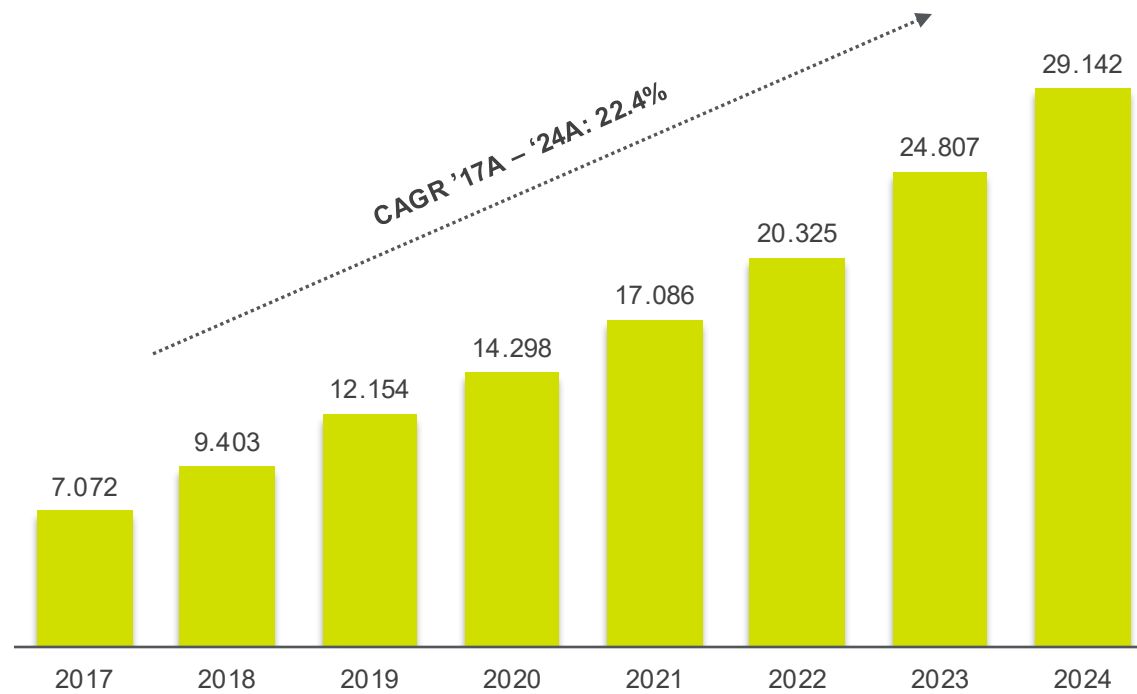
M&A



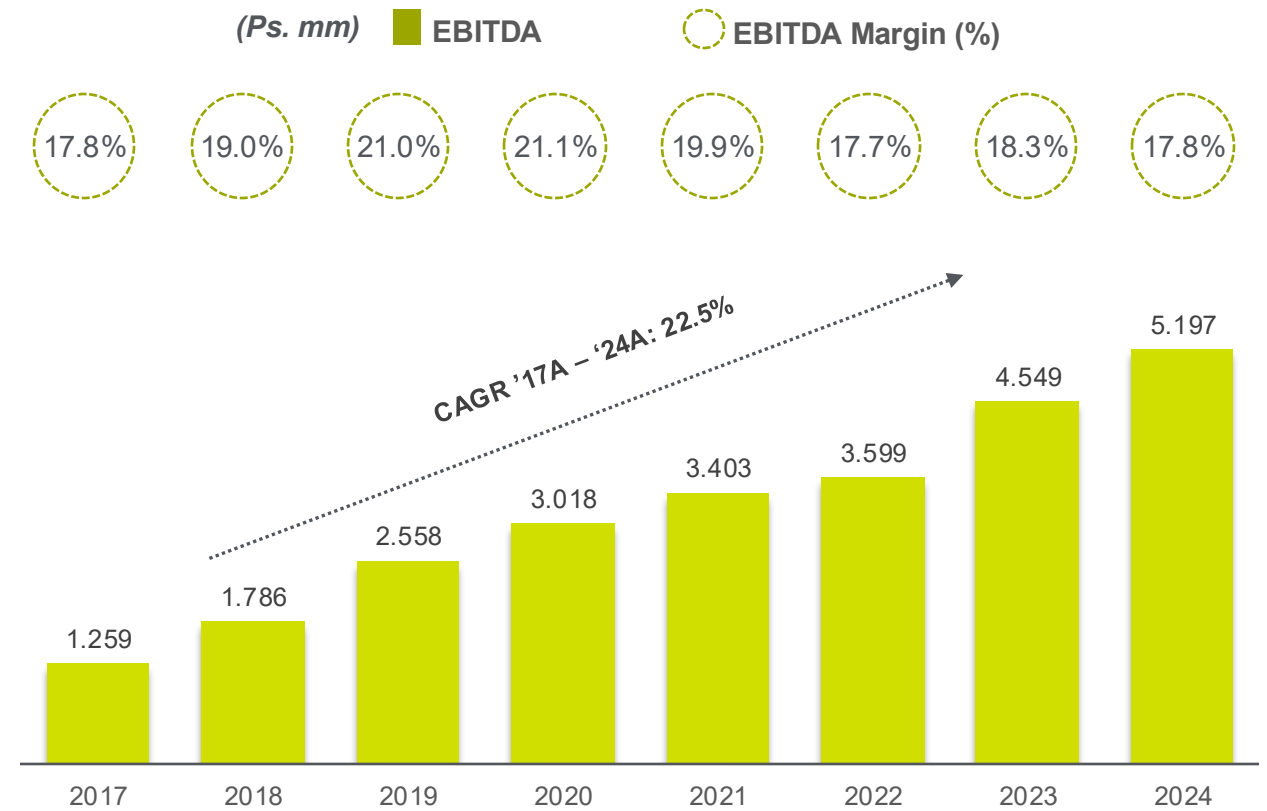
¹ Global offering considers both primary and secondary components.

Consolidated Financial Performance

Total Revenue¹



EBITDA¹



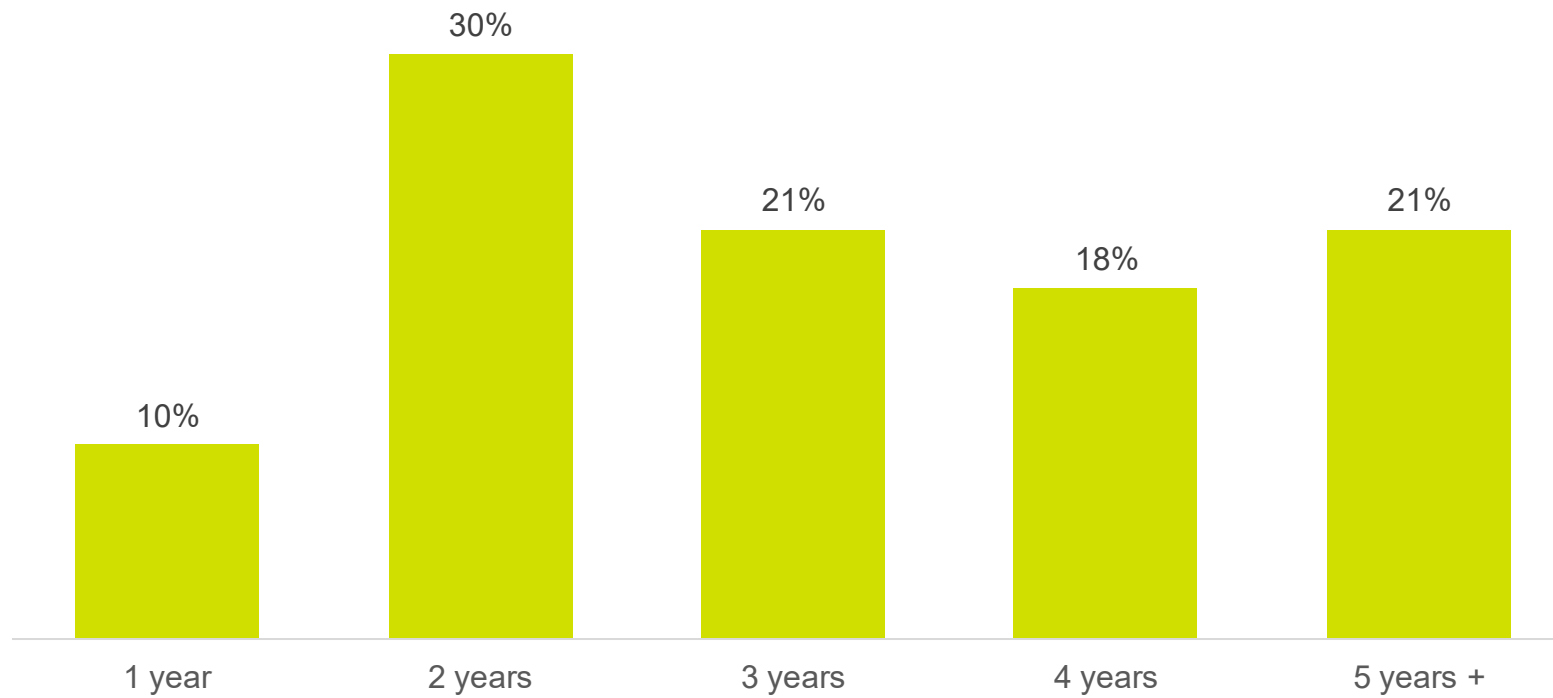
Debt Profile Overview

Debt Maturity Profile¹

~90% of debt is long-term
in nature

100% denominated in
MXN

Leverage limit
2.5x Net debt / EBITDA



Debt Maturity Profile

FitchRatings
A+ (mex)

PCR | VERUM
PACIFIC CREDIT RATING
AA/M



HR AA

Interest Rate¹



¹ Excludes capital leases.

Entrepreneurial, experienced and innovative management team with a strong commitment to efficiency and profitability

Bernardo Lijszain

Chairman Of The Board

50+ years of experience

Aby Lijszain

Executive President

25+ years of experience

Rodolfo Mercado

CEO

25+ years of experience

Wolf Silverstein

CFO

18+ years of experience

Antonio Tejedo

VP of Investor Relations

24+ years of experience

Patricio Pasquel

VP of Commercial

26+ years of experience

Adolfo Salame

General Counsel

18+ years of experience

Strong Corporate Governance

**Board of
directors**

Majority of independent
board members

**Audit
Committee**

**Corporate Practices &
Sustainability
Committee**

**Nominations &
Compensation
Committee**

**Executive
Committee**

Robust ESG strategy with solid reporting and transparency guidelines in place

- Corporate governance
- Experience, vision, strategy
- Ethics and transparency
- Risk management
- Energy efficiency
- Transition to clean technologies
- Circular economy models
- Comprehensive waste management



- Quality jobs
- Talent development
- Diversity and inclusion
- Communities
- Long-term value
- Innovation and technology
- Process-based operational excellence
- Excellence in our supply chain
- Financial discipline

Reporting Frameworks And Standards



Ratings And Transparency



Corporate Sustainability Assessment; Score: 55
Within the top-10 percentile best assessed companies worldwide



MILA Pacific
Alliance Index



S&P/BMV Total
Mexico ESG



Ratings¹:
• North America: **AVERAGE**
• Global: **ABOVE MEDIA AVG.**



Silver Medal 2022

TRAXION

LIFE IN MOTION